



# VALVOLE SERIE 70 MANUALI

DATI TECNICI	1/8"	1/4"	1/2"
Pressione di funzionamento:	Vuoto ÷ 10 bar		
• versione a comando diretto	2.5 ÷ 10 bar		
• versione servopilotata (BRE)	-10 ÷ +60°C		
Temperatura di funzionamento	-10 ÷ +60°C		
Diametro nominale	5 mm	7.5 mm	15 mm
Conduttanza C [NI/min · bar]	121.43	264.26	971.43
Rapporto critico b	0.32 bar/bar	0.27 bar/bar	0.43 bar/bar
Portata a 6 bar ΔP 0.5 bar	400 NI/min	750 NI/min	3200 NI/min
Portata a 6 bar ΔP 1 bar	550 NI/min	1100 NI/min	4600 NI/min

2

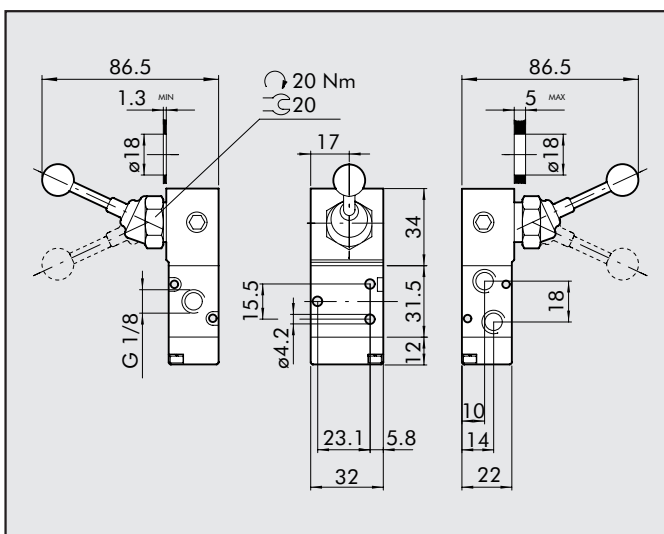
## CHIAVI DI CODIFICA

M	A	V	2	3	P	P	S	N	C		
FAMIGLIA		DIMENSIONE		FUNZIONE		AZION. 14		RIAZ. 12		ULTERIORE DESCR.	
MAV valv. manuali		2	1/8"	3	3/2	PP	tiretto	A	molla pneumomeccanica*	NC	norm. chiusa
		3	1/4"	5	5/2	VL	leva assiale	S	molla meccanica	NO	norm. aperta
		4	1/2"	6	5/3	LE	leva 90°	B	bistabile	OO	nessuna indicazione
				8	2x3/2	BRE	predis. per attuatori manuali a pannello	D	differenziale	CC	centri chiusi
								O	stabile per 5/3	OC	centri aperti
										PC	centri in press.

\*a richiesta

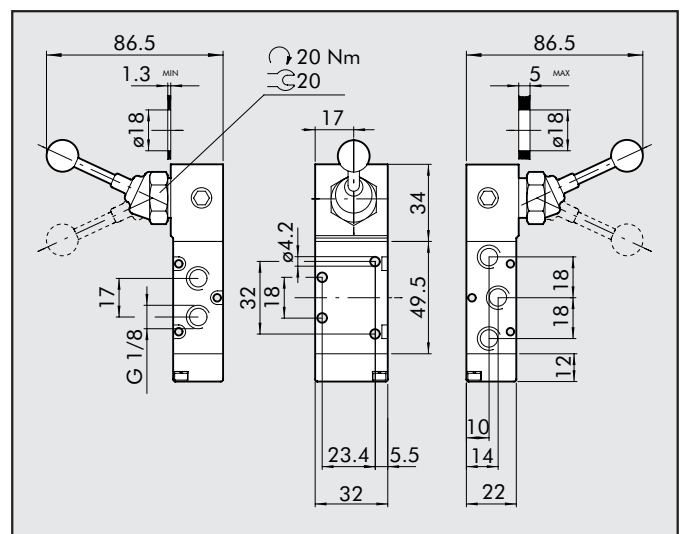
## VALVOLE SERIE 70 1/8" MANUALI

### LEVA ANGOLARE A 90° 3/2 1/8"



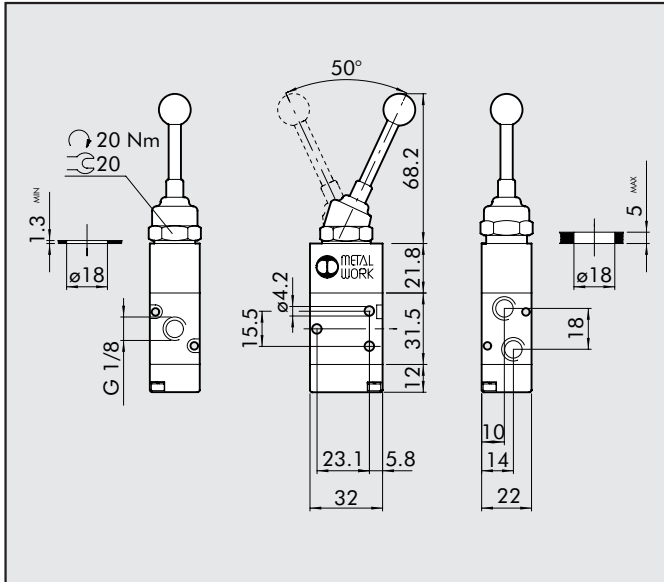
Simbolo	Sigla	Codice	Peso [g]
	MAV 23 LES NC	7010000100	168
	MAV 23 LEB OO	7010000200	171


### LEVA ANGOLARE A 90° 5/2 1/8"



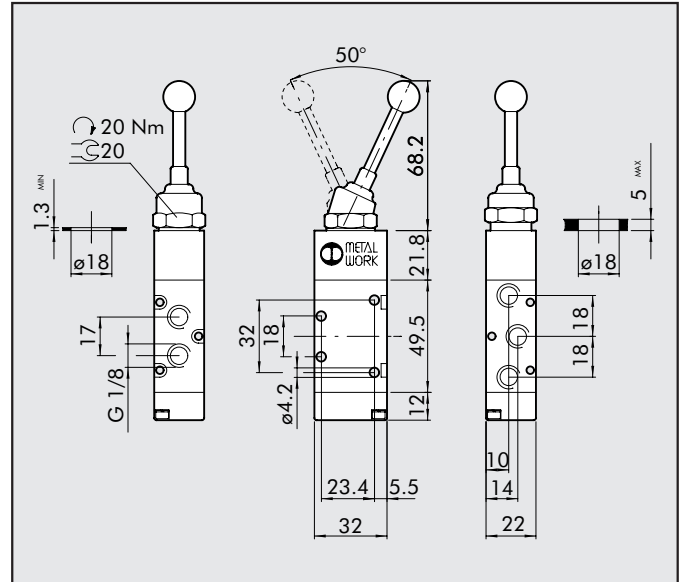
Simbolo	Sigla	Codice	Peso [g]
	MAV 25 LES OO	7010000300	194
	MAV 25 LEB OO	7010000400	197


### LEVA FRONTALE 3/2 1/8"



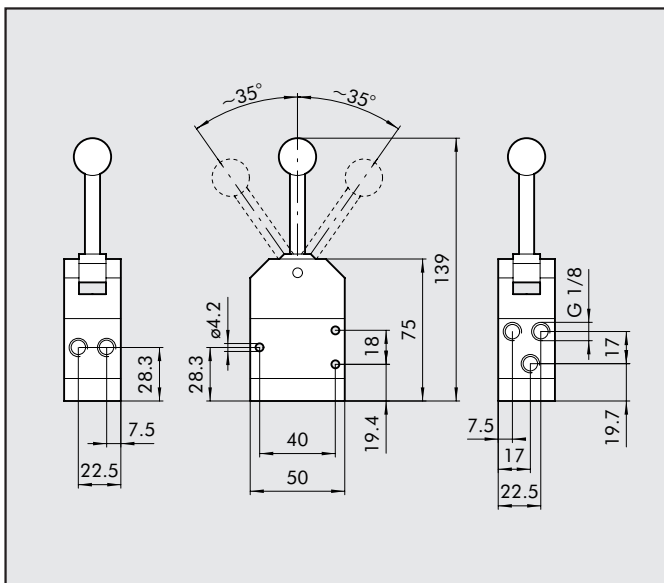
Simbolo	Sigla	Codice	Peso [g]
	MAV 23 VLB OO	7010001400	130



### LEVA FRONTALE 5/2 1/8"



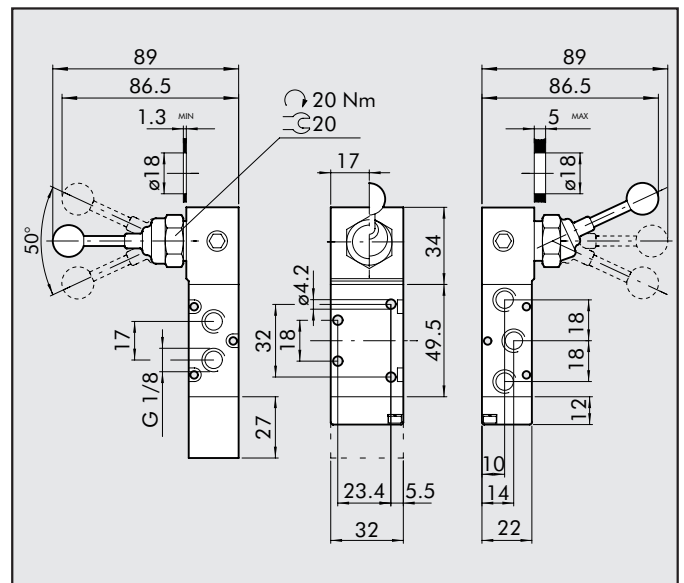
Simbolo	Sigla	Codice	Peso [g]
	MAV 25 VLB OO	7010001700	156

### LEVA FRONTALE 5/3 1/8"

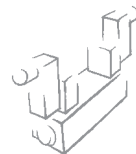


Simbolo	Sigla	Codice	Peso [g]
	MAV 28 VLO OC	7010001150	316
	MAV 28 VLS OC	7010001160	325

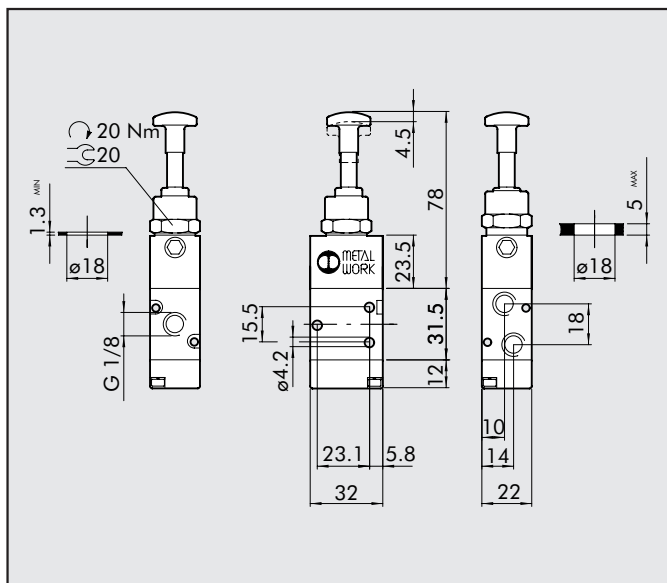
### LEVA ANGOLARE A 90° 5/3 1/8"



Simbolo	Sigla	Codice	Peso [g]
	MAV 26 LES CC	7010001000	242
	MAV 26 LES OC	7010000900	242
	MAV 26 LES PC	7010001100	242
	MAV 26 LEO CC	7010000500	194
	MAV 26 LEO OC	7010000600	194
	MAV 26 LEO PC	7010000700	194

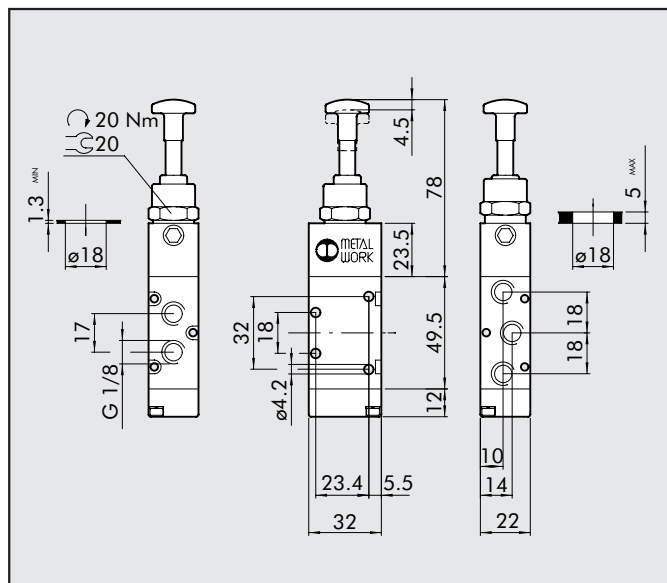


### TIRETTO 3/2 1/8



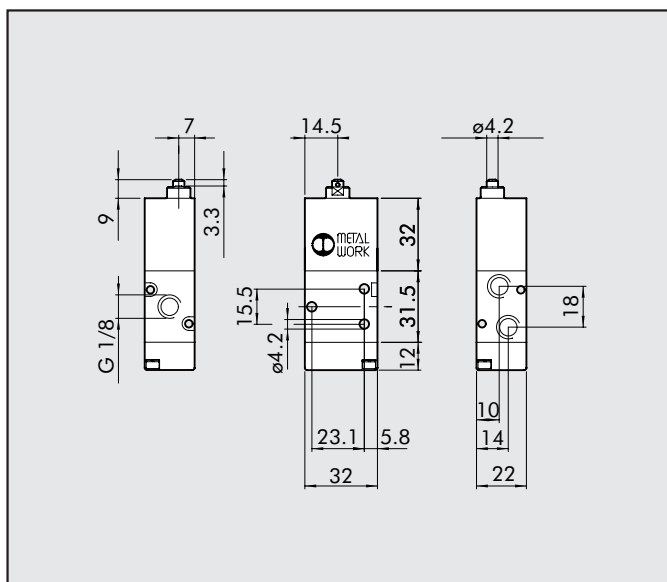
Simbolo	Sigla	Codice	Peso [g]
	MAV 23 PPB OO	7010001300	134
	MAV 23 PPS NC	7010001200	134

### TIRETTO 5/2



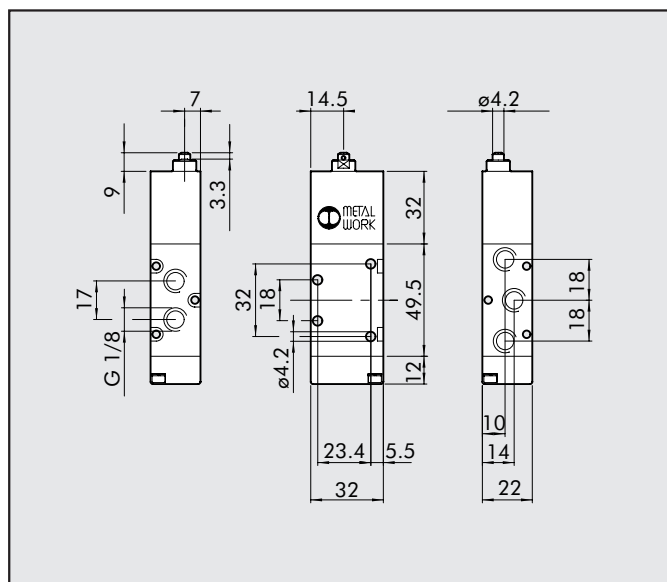
Simbolo	Sigla	Codice	Peso [g]
	MAV 25 PPB OO	7010001600	160
	MAV 25 PPS OO	7010001500	160

### PUNTALE SERVOPILOTATO 3/2 1/8" PER ATTUATORI A PANNELLO



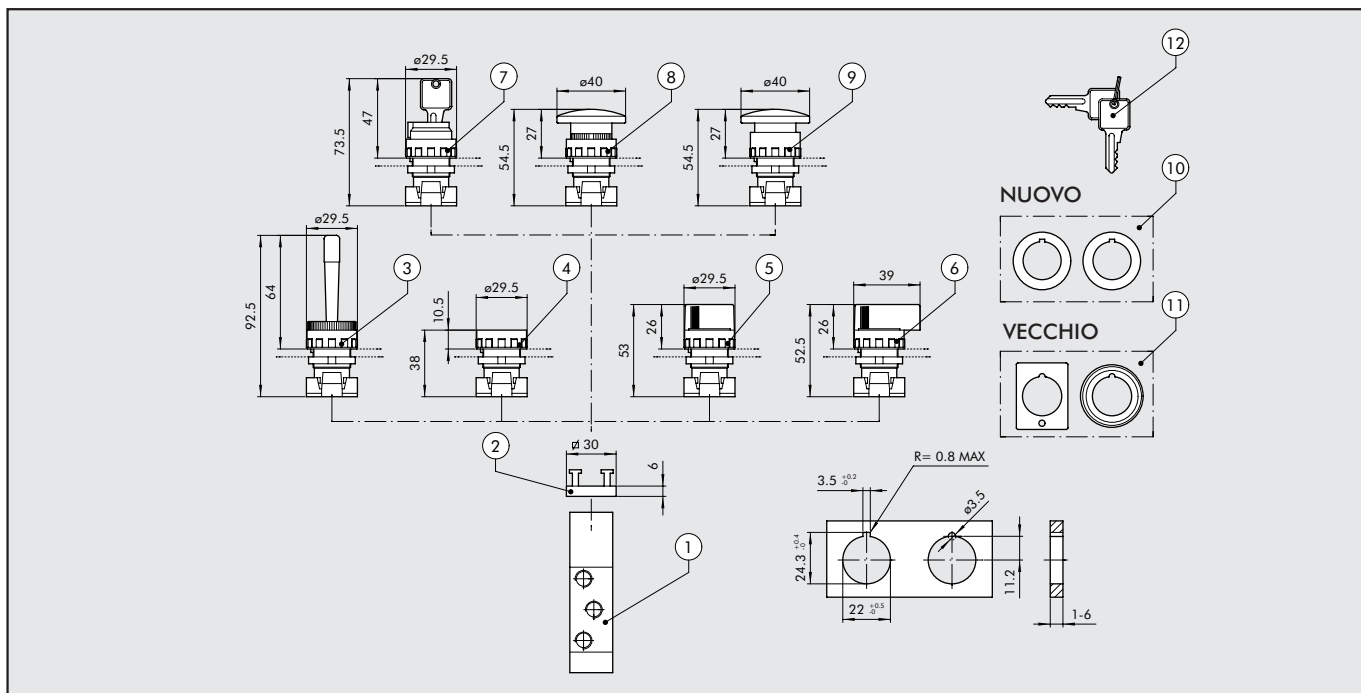
Simbolo	Sigla	Codice	Peso [g]
	MAV 23 BRE NC	7010001800	124

### PUNTALE SERVOPILOTATO 5/2 1/8" PER ATTUATORI A PANNELLO

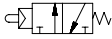












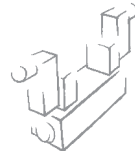
Simbolo	Sigla	Codice	Peso [g]
	MAV 25 BRE OO	7010001900	150

SCHEMA DI MONTAGGIO PER VALVOLE SERIE 70 MANUALI SERVOPILOTATE CON ATTUATORI A PANNELLO



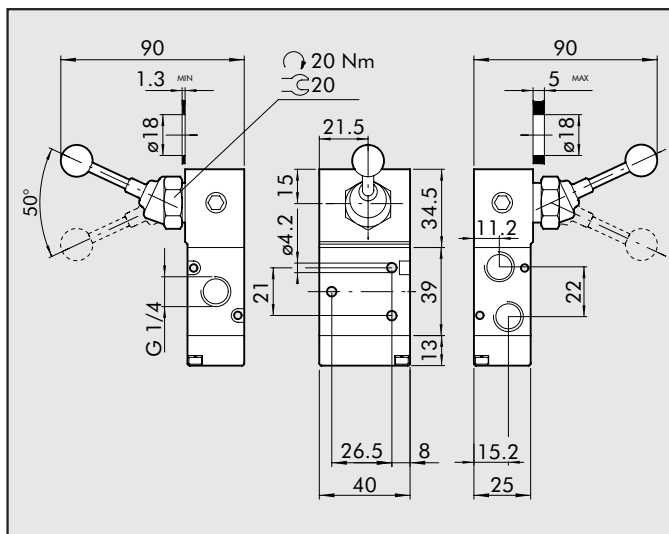
CODICI DI ORDINAZIONE

Simbolo	Riferimento	Descrizione	Codice	Peso [g]
	①	Puntale servopilotato 3/2 1/8"	7010001800	124
	①	Puntale servopilotato 5/2 1/8"	7010001900	150
	②	Adattore 2 posti spessore 6.8 mm	0351000050	5
	③	Manipolatore a leva basculante rosso	W0351000015	25
	④	Pulsante rasato + 2 dischetti colore nero/rosso ◆ Pulsante protetto bistabile senza dischetto	W0351000011	15
	⑤	Selettore nero leva corta a 2 posizioni con ritorno	W0351000030	20
	⑤	Selettore nero leva corta a 2 posizioni	W0351000031	20
	⑤	Selettore nero leva corta a 3 posizioni con ritorno	W0351000032	20
	⑤	Selettore nero leva corta a 3 posizioni	W0351000033	20
	⑥	Selettore nero leva lunga a 2 posizioni con ritorno	W0351000034	26
	⑥	Selettore nero leva lunga a 2 posizioni	W0351000035	26
	⑥	Selettore nero leva lunga a 3 posizioni con ritorno	W0351000036	26
	⑥	Selettore nero leva lunga a 3 posizioni	W0351000037	26
	⑦	Selettore a chiave 2 posizioni, chiave estraibile in 2 posizioni	W0351000016	50
	⑦	Selettore a chiave 2 posizioni, chiave estraibile in 0	W0351000018	50
	⑧	Pulsante a fungo rosso ø40	W0351000013	27
	⑧	Pulsante a fungo nero ø40	W0351000017	27
	⑨	Pulsante a fungo rosso con blocco ø40	W0351000014	29
	⑩	✚ Riduttore da ø 30 a 22.5 mm	W0351000049	
	⑪	▲ Adattatore per foro ø30 G2326	W0351000050	
	⑫	✚ Chiave per selettori ESC	W0351000021	
◆ Non fornibile. Come funzionamento sostituito da selettore a leva corta bistabile a 2 posizioni ⑤				
✚ Utilizzabile solo con selettori con corpo in tecnopolimero				
▲ Utilizzabile solo con selettori con corpo in metallo				
		Dischetto verde per pulsante ④	W0351000056	



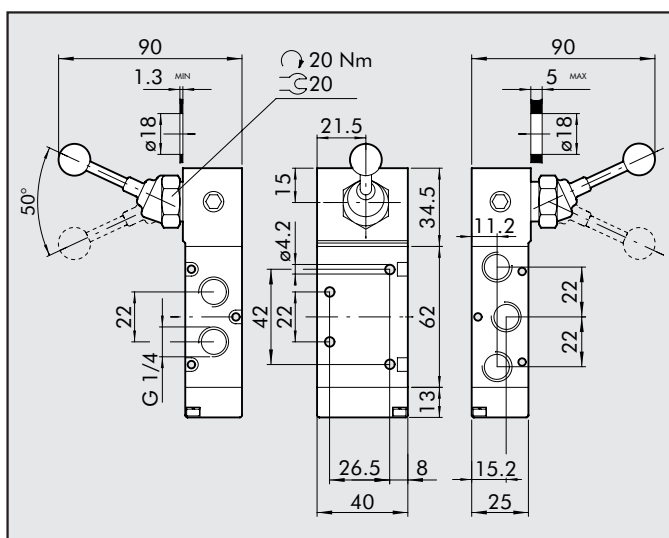
# VALVOLE SERIE 70 1/4" MANUALI

## LEVA ANGOLARE 90° 3/2 1/4"



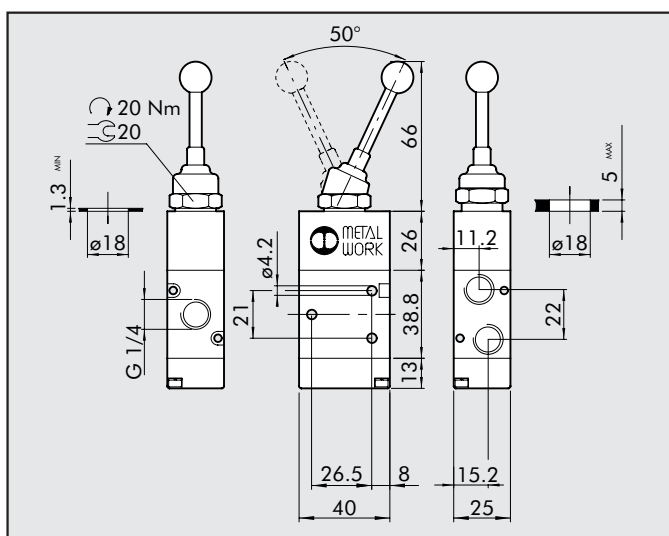
Simbolo	Sigla	Codice	Peso [g]
	MAV 33 LES NC	7020000100	244
	MAV 33 LEB OO	7020000200	244

## LEVA ANGOLARE 90° 5/2 1/4"



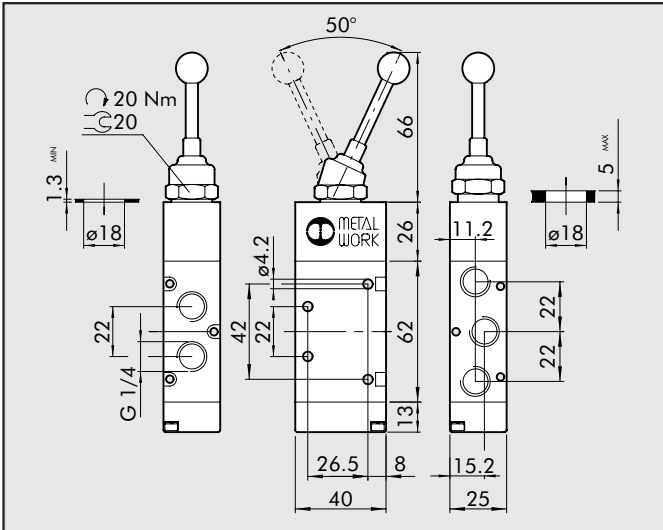
Simbolo	Sigla	Codice	Peso [g]
	MAV 35 LES OO	7020000300	290
	MAV 35 LEB OO	7020000400	290


## LEVA FRONTALE 3/2 1/4"



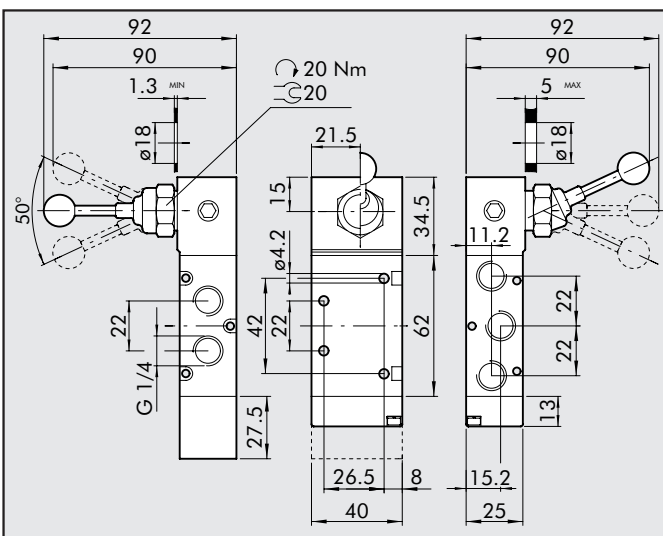
Simbolo	Sigla	Codice	Peso [g]
	MAV 33 VLB OO	7020001400	194


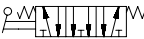
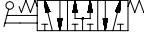
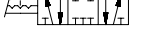


### LEVA FRONTALE 5/2 1/4"

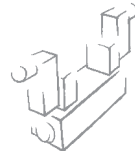


Simbolo	Sigla	Codice	Peso [g]
	MAV 35 VLB OO	7020001700	244

### LEVA ANGOLARE 90° 5/3 1/4"

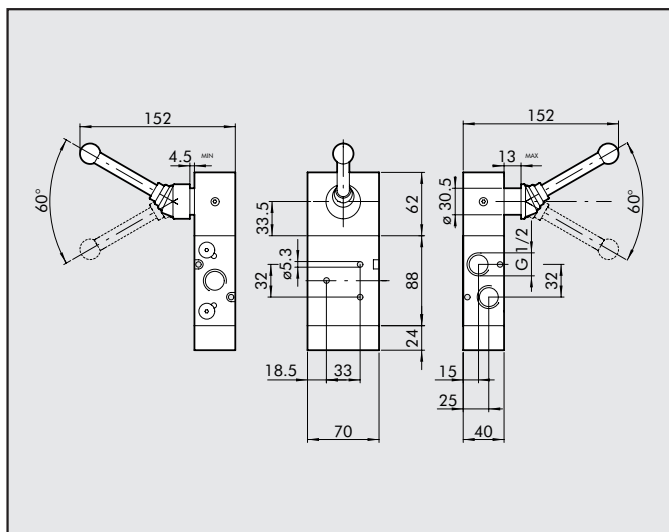


Simbolo	Sigla	Codice	Peso [g]
	MAV 36 LES CC	7020001000	354
	MAV 36 LES OC	7020000900	354
	MAV 36 LES PC	7020001100	354
	MAV 36 LEO CC	7020000500	288
	MAV 36 LEO OC	7020000600	288
	MAV 36 LEO PC	7020000700	288



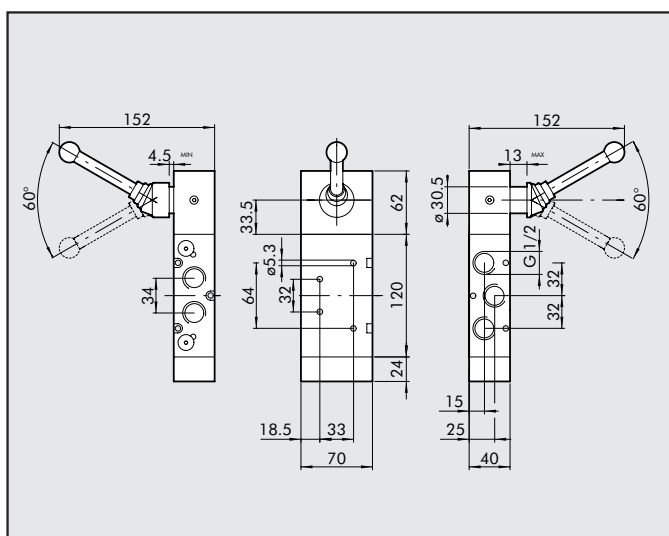
# VALVOLE SERIE 70 1/2" MANUALI

## LEVA ANGOLARE 90° 3/2 1/2"



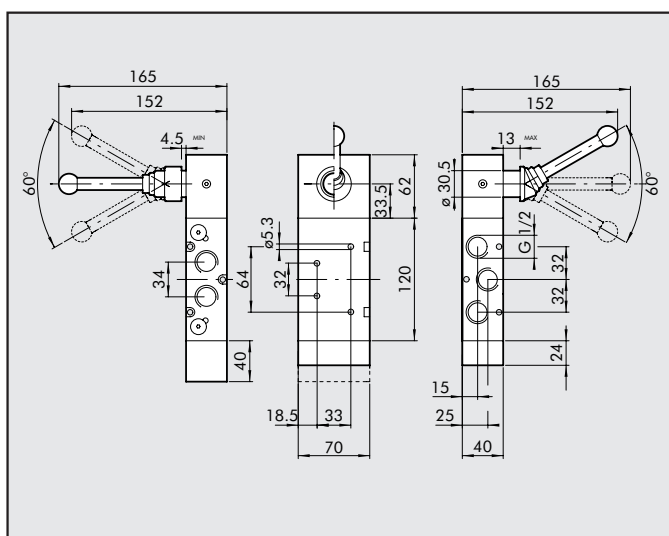
Simbolo	Sigla	Codice	Peso [g]
	MAV 43 LES NC	7030000100	1443
	MAV 43 LEB OO	7030000200	1435

## LEVA ANGOLARE 90° 5/2 1/2"



Simbolo	Sigla	Codice	Peso [g]
	MAV 45 LES OO	7030000300	1588
	MAV 45 LEB OO	7030000400	1630

## LEVA ANGOLARE 90° 5/3 1/2"



Simbolo	Sigla	Codice	Peso [g]
	MAV 46 LES CC	7030001000	1810
	MAV 46 LES OC	7030000900	1800
	MAV 46 LES PC	7030001100	1800
	MAV 46 LEO CC	7030000500	1615
	MAV 46 LEO OC	7030000600	1605
	MAV 46 LEO PC	7030000700	1605